

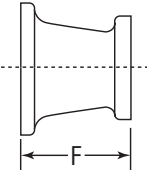


# CAST IRON FLANGED FITTINGS



## Class 125 (Standard)

	Size				F		Unit Weight			
	NPS		DN		in	mm	Black		Galv.	
	lbs	kg	lbs	kg						
 	2	50	1 1/2	40	5	127	12.00	5.44	–	–
	2 1/2	65	1 1/2	40	5 1/2	127	12.00	5.44	–	–
	3	80	2	50	6	152	14.00	6.35	–	–
			2 1/2	65			16.00	7.26	–	–
	4	100	2	50	7	178	19.00	8.62	19.00	8.62
			2 1/2	65			24.00	10.88	24.00	10.88
			3	80			26.00	11.79	–	–
	5	125	3	80	8	203	28.00	12.70	28.00	12.70
			4	100			32.00	14.51	–	–
	6	150	2	50	9	229	39.00	17.69	–	–
			2 1/2	65			34.00	15.42	–	–
			3	80			37.00	16.78	–	–
			4	100			39.00	17.69	–	–
			5	125			47.00	21.32	47.00	21.32
	8	200	4	100	11	279	50.00	22.68	–	–
			5	125			66.00	29.93	–	–
			6	150			71.00	32.20	–	–
	10	250	6	150	12	305	77.00	34.92	77.00	34.92
			8	200			100.00	45.35	–	–
	12	300	6	150	14	356	120.00	54.42	–	–
8			200	140.00			63.49	–	–	
10			250	155.00			70.29	–	–	
							180.00	81.63	–	–

Note: See following page for pressure-temperature ratings.

PROJECT INFORMATION		APPROVAL STAMP	
Project:		<input type="checkbox"/> Approved	
Address:		<input type="checkbox"/> Approved as noted	
Contractor:		<input type="checkbox"/> Not approved	
Engineer:		Remarks:	
Submittal Date:			
Notes 1:			
Notes 2:			

## Class 125 (Standard) and Class 250 (Extra Heavy)



For Listings/Approval Details and Limitations, visit our website at [www.anvilintl.com](http://www.anvilintl.com) or contact an Anvil Sales Representative.

### Specifications

All Cast Iron Flanged Fittings and Flanges in sizes listed are made to ASME and are marked 125 or 250 for pipe sizes 12 NPS (300 DN) and smaller. Unless otherwise specified, cast iron flanges and fittings are drilled and faced in accordance with ASME B 16.1.

### Coatings

Flanged fittings and flanges are available in both black painted and galvanized. Consult an Anvil Representative for available sizes.

### Sizes

Size of all flanged fittings and flanges scheduled indicates nominal pipe diameter of ports. Standard reducing elbows carry the same dimensions center-to-face as regular elbows of largest straight size.

### Ordering

To order reducing companion flanges, specify threaded or reduced size first, then the outside diameter of flange wanted. For instance, if a reducing flange is required to connect a 5-inch pipe to an 8-inch flanged valve or fitting having a 13 1/2 inch O.D. flange, order: 5 x 13 1/2 inch standard reducing flange.

### Dimensions

Bolt holes for bolts smaller than 1 3/4 inches (44mm) in diameter are drilled 1/8 inch larger than the bolt diameter; 1 3/4 inch (44mm) and larger bolts have holes drilled 1/4 inch (6mm) larger than bolt diameter. Bolt holes straddle the center line. Bolt holes are spot faced on order only.

### Tolerances

An inspection limit of plus or minus 1/32 inch (1mm) shall be allowed on all center to contact surface dimensions for sizes up to and including 10 NPS (250 DN); plus or minus 1/16 inch (1.5mm) on sizes larger than 10 NPS (250 DN). Inspection limit of plus or minus 1/16 inch (1.5mm) shall be allowed on all contact surface to contact surface dimensions for sizes up to and including 10 NPS (250 DN); plus or minus 1/8 inch (3mm) on sizes larger than 10 NPS (250 DN). The largest opening in the fitting governs the tolerance to be applied to all openings.



**Cast Iron Flanged Fittings and Cast Iron Flanges**

Temperature		Pressure*			
		Class 125		Class 250	
		1"-12"		1"-12"	
(°F)	(°C)	psi	bar	psi	bar
-20° to 150°	-28.9° to 65.6°	200	13.8	500	34.5
200°	93.3°	190	13.1	460	31.7
225°	107.2°	180	12.4	440	30.3
250°	121.1°	175	12.1	415	28.6
275°	135.0°	170	11.7	395	27.2
300°	148.9°	165	11.4	375	25.9
325°	162.8°	155	10.7	355	24.5
350°	178.3°	150	10.3	335	23.1
375°	190.6°	145	10.0	315	21.7
400°	207.8°	140	9.7	290	20.0
425°	218.3°	130	9.0	270	18.6
450°	232.2°	125	8.6	250	17.2

\* Applies to fittings and flanges manufactured with ASTM A-126 Class B material only.

### Standards and Specifications

	Dimensions	Material	Galvanizing**	Thread	Pressure Rating
<b>CAST IRON FLANGES AND FLANGED FITTINGS</b>					
Class 125 (1"-12")	ASME B16.1	ASTM A- 126 (A) or (B)	ASTM A-153	ASME B1.20.1	ASME B16.1
Class 250 (1"-12")	ASME B16.1	ASTM A- 126 (A) or (B)	ASTM A-153	ASME B1.20.1	ASME B16.1

\*\* ASTM B 633. Type I, SC 4, may be supplied as alternate zinc coating per applicable ASME B16 product standard.